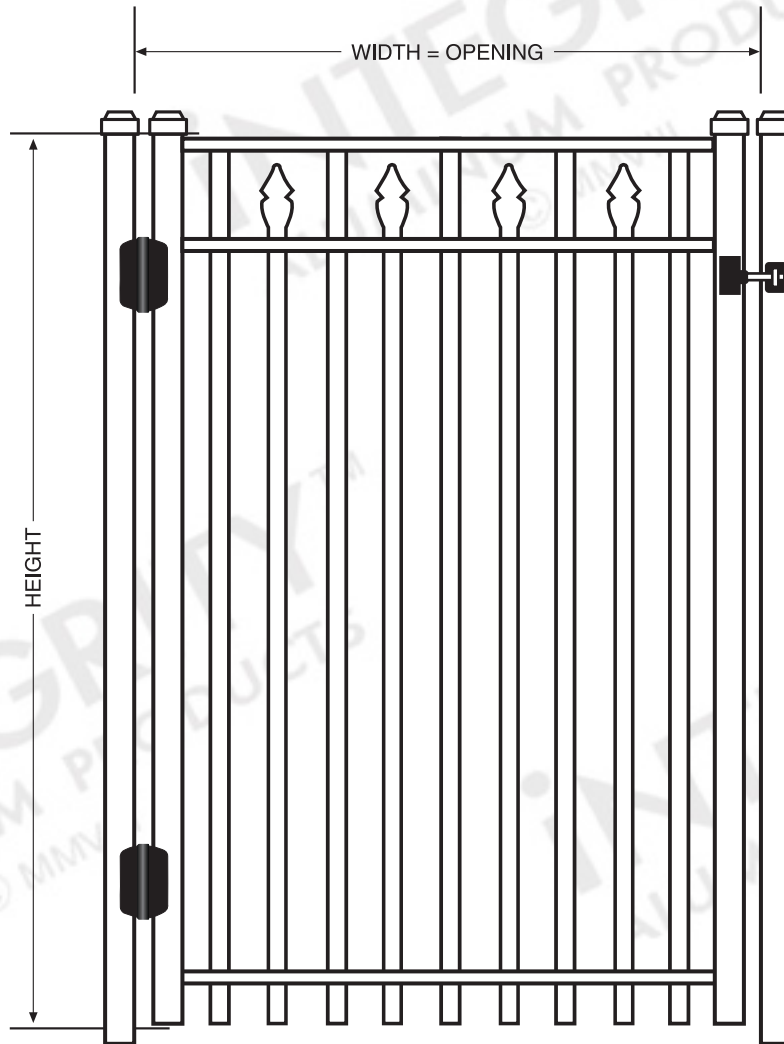


iNTEGRITY™
 ALUMINUM PRODUCTS
 800.762.8876



SANIBEL™ Ultimate™ Walkway Gate

DIMENSIONS

The height and width dimensions for this gate are available in standardized one-foot increments but can be customized to meet unique requirements.

CONFIGURATION

This Ultimate™ Walkway Gate can be constructed as a double-leaf gate up to 28' in width. An optional U-frame or Mid-rail is also available.

HARDWARE

Gate latch and hinges sold separately and may vary depending on size of gate and posts. Suggestions provided.


SPECIFICATIONS

ULTIMATE GRADE

Posts Available	2½" x 2½" x .100 Wall 3" x 3" x .125 Wall 4" x 4" x .125 Wall
Gate Frame Uprights	2½" x 2½" x .100 Wall
Horizontal Rails Side Walls Top Walls	1 ⁵ / ₈ " x 1 ⁵ / ₈ " .100" .070"
Vertical Pickets Standard Spacing Extreme Spacing	1" x 1" x .062 Wall 3 ⁵ / ₈ " 1½" Available
Heights Available	Up to 10'
Widths Available	Up to 14'

All Specifications Are Nominal

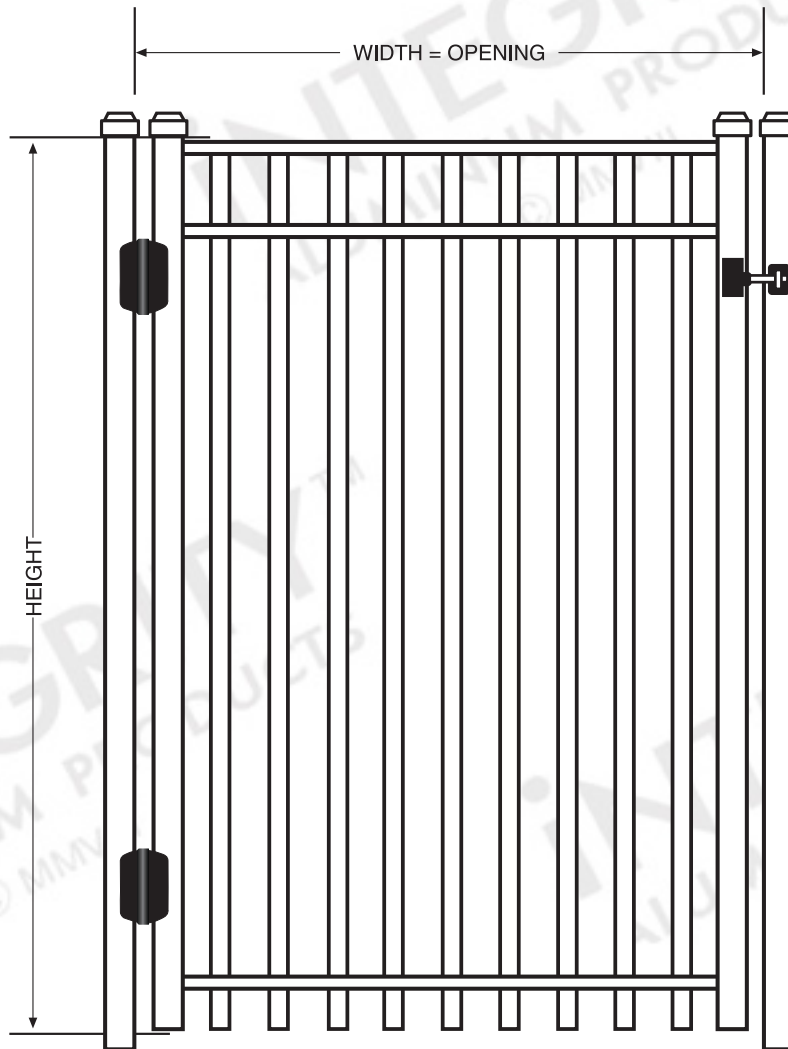




iNTEGRITY™

ALUMINUM PRODUCTS

800.762.8876



SAN MARINO™ Ultimate™ Walkway Gate

DIMENSIONS

The height and width dimensions for this gate are available in standardized one-foot increments but can be customized to meet unique requirements.

CONFIGURATION

This Ultimate™ Walkway Gate can be constructed as a double-leaf gate up to 28' in width. An optional U-frame or Mid-rail is also available.

HARDWARE

Gate latch and hinges sold separately and may vary depending on size of gate and posts. Suggestions provided.

SPECIFICATIONS


ULTIMATE GRADE

Posts Available	2½" x 2½" x .100 Wall 3" x 3" x .125 Wall 4" x 4" x .125 Wall
Gate Frame Uprights	2½" x 2½" x .100 Wall
Horizontal Rails Side Walls Top Walls	1⅝" x 1⅝" .100" .070"
Vertical Pickets Standard Spacing Extreme Spacing	1" x 1" x .062 Wall 3⅝" 1½" Available
Heights Available	Up to 10'
Widths Available	Up to 14'

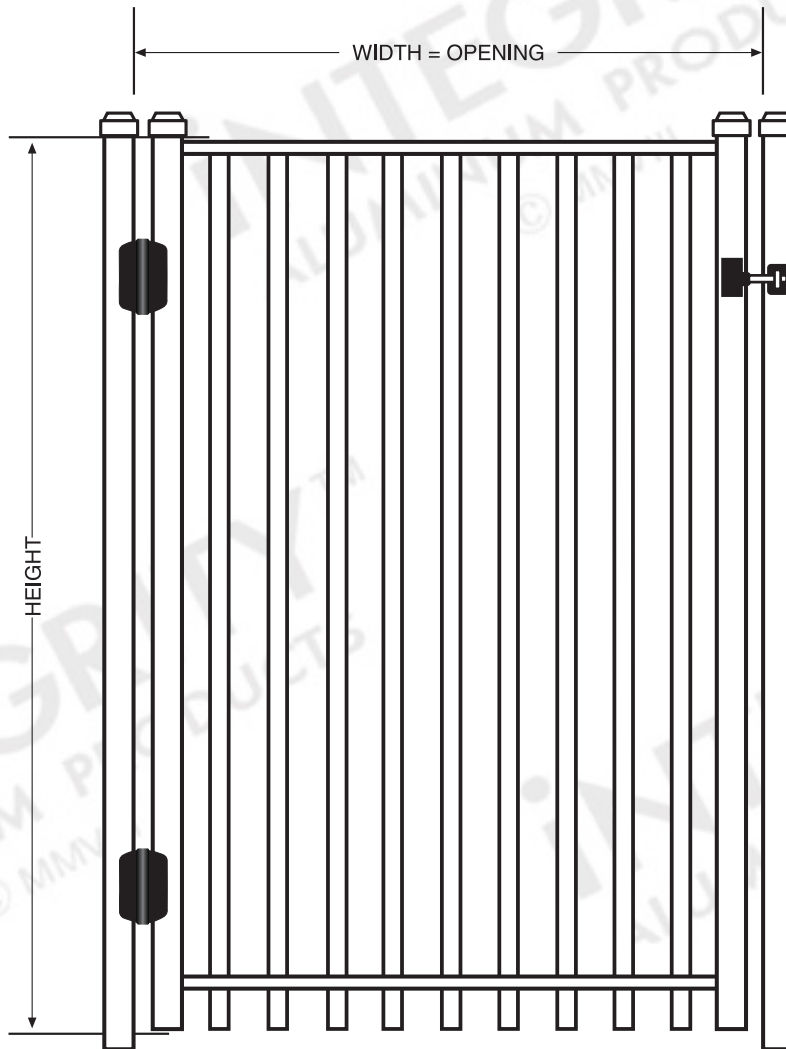
All Specifications Are Nominal



© 2009 Integrity Aluminum Products. Above schematic is intended as a representation only and is not to scale. www.integrityaluminumproducts.com



iNTEGRITY™
 ALUMINUM PRODUCTS
 800.762.8876



VENTURA™ Ultimate™ Walkway Gate

DIMENSIONS

The height and width dimensions for this gate are available in standardized one-foot increments but can be customized to meet unique requirements.

CONFIGURATION

This Ultimate™ Walkway Gate can be constructed as a double-leaf gate up to 28' in width. An optional U-frame or Mid-rail is also available.

HARDWARE

Gate latch and hinges sold separately and may vary depending on size of gate and posts. Suggestions provided.


SPECIFICATIONS

ULTIMATE GRADE

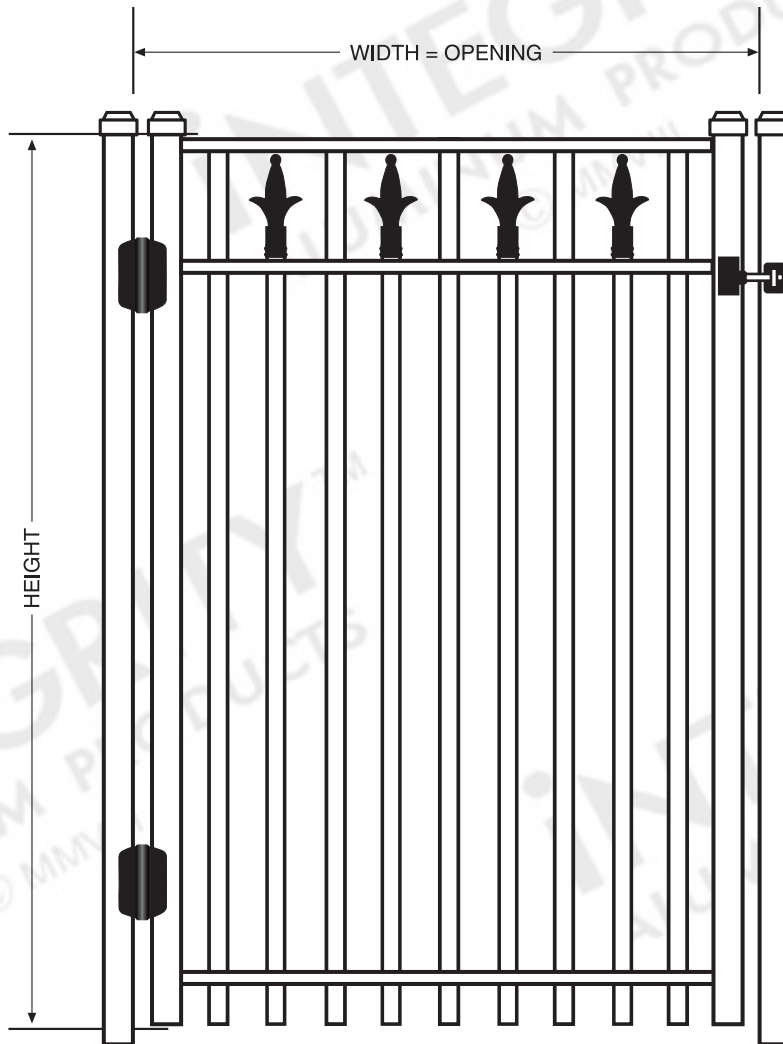
Posts Available	2½" x 2½" x .100 Wall 3" x 3" x .125 Wall 4" x 4" x .125 Wall
Gate Frame Uprights	2½" x 2½" x .100 Wall
Horizontal Rails Side Walls Top Walls	1 ⁵ / ₈ " x 1 ⁵ / ₈ " .100" .070"
Vertical Pickets Standard Spacing Extreme Spacing	1" x 1" x .062 Wall 3 ⁵ / ₈ " 1½" Available
Heights Available	Up to 10'
Widths Available	Up to 14'

All Specifications Are Nominal





iNTEGRITY™
 ALUMINUM PRODUCTS
 800.762.8876



NEW ORLEANS™ Ultimate™ Walkway Gate

DIMENSIONS

The height and width dimensions for this gate are available in standardized one-foot increments but can be customized to meet unique requirements.

CONFIGURATION

This Ultimate™ Walkway Gate can be constructed as a double-leaf gate up to 28' in width. An optional U-frame or Mid-rail is also available.

HARDWARE

Gate latch and hinges sold separately and may vary depending on size of gate and posts. Suggestions provided.

SPECIFICATIONS


ULTIMATE GRADE

Posts Available	2½" x 2½" x .100 Wall 3" x 3" x .125 Wall 4" x 4" x .125 Wall
Gate Frame Uprights	2½" x 2½" x .100 Wall
Horizontal Rails Side Walls Top Walls	1⅝" x 1⅝" .100" .070"
Vertical Pickets Standard Spacing Extreme Spacing	1" x 1" x .062 Wall 3⅝" 1½" Available
Heights Available	Up to 10'
Widths Available	Up to 14'

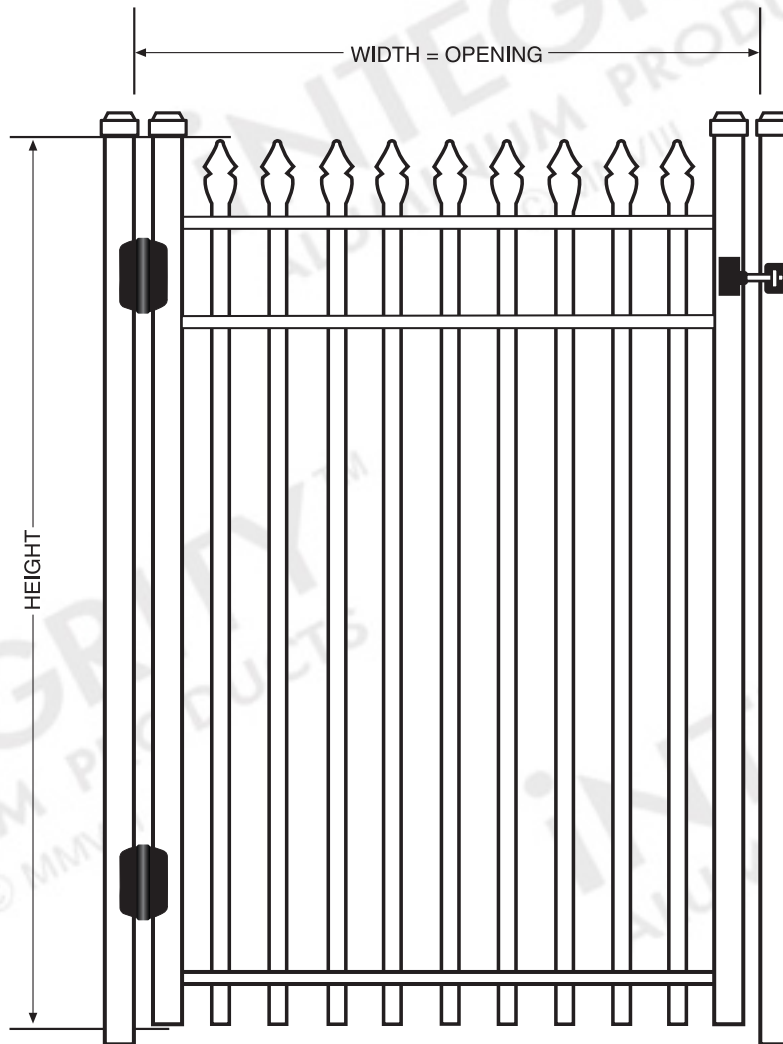
All Specifications Are Nominal



© 2009 Integrity Aluminum Products. Above schematic is intended as a representation only and is not to scale. www.integrityaluminumproducts.com



INTEGRITY™
 ALUMINUM PRODUCTS
 800.762.8876



BELLA VISTA™ Ultimate™ Walkway Gate

DIMENSIONS

The height and width dimensions for this gate are available in standardized one-foot increments but can be customized to meet unique requirements.

CONFIGURATION

This Ultimate™ Walkway Gate can be constructed as a double-leaf gate up to 28' in width. An optional U-frame or Mid-rail is also available.

HARDWARE

Gate latch and hinges sold separately and may vary depending on size of gate and posts. Suggestions provided.


SPECIFICATIONS

ULTIMATE GRADE

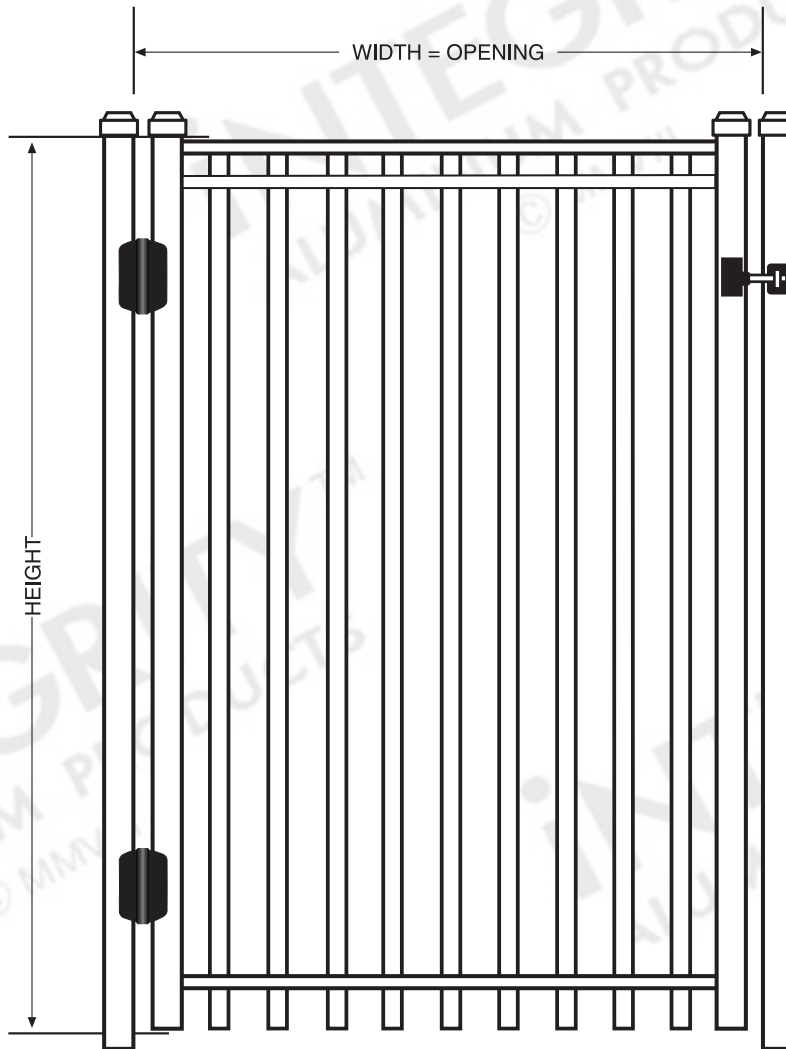
Posts Available	2½" x 2½" x .100 Wall 3" x 3" x .125 Wall 4" x 4" x .125 Wall
Gate Frame Uprights	2½" x 2½" x .100 Wall
Horizontal Rails Side Walls Top Walls	1⅝" x 1⅝" .100" .070"
Vertical Pickets Standard Spacing Extreme Spacing	1" x 1" x .062 Wall 3⅝" 1½" Available
Heights Available	Up to 10'
Widths Available	Up to 14'

All Specifications Are Nominal





iNTEGRITY™
 ALUMINUM PRODUCTS
 800.762.8876



BOCA GRANDE™ Ultimate™ Walkway Gate

DIMENSIONS

The height and width dimensions for this gate are available in standardized one-foot increments but can be customized to meet unique requirements.

CONFIGURATION

This Ultimate™ Walkway Gate can be constructed as a double-leaf gate up to 28' in width. An optional U-frame or Mid-rail is also available.

HARDWARE

Gate latch and hinges sold separately and may vary depending on size of gate and posts. Suggestions provided.

SPECIFICATIONS


ULTIMATE GRADE

Posts Available	2½" x 2½" x .100 Wall 3" x 3" x .125 Wall 4" x 4" x .125 Wall
Gate Frame Uprights	2½" x 2½" x .100 Wall
Horizontal Rails Side Walls Top Walls	1⅝" x 1⅝" .100" .070"
Vertical Pickets Standard Spacing Extreme Spacing	1" x 1" x .062 Wall 3⅝" 1½" Available
Heights Available	Up to 10'
Widths Available	Up to 14'

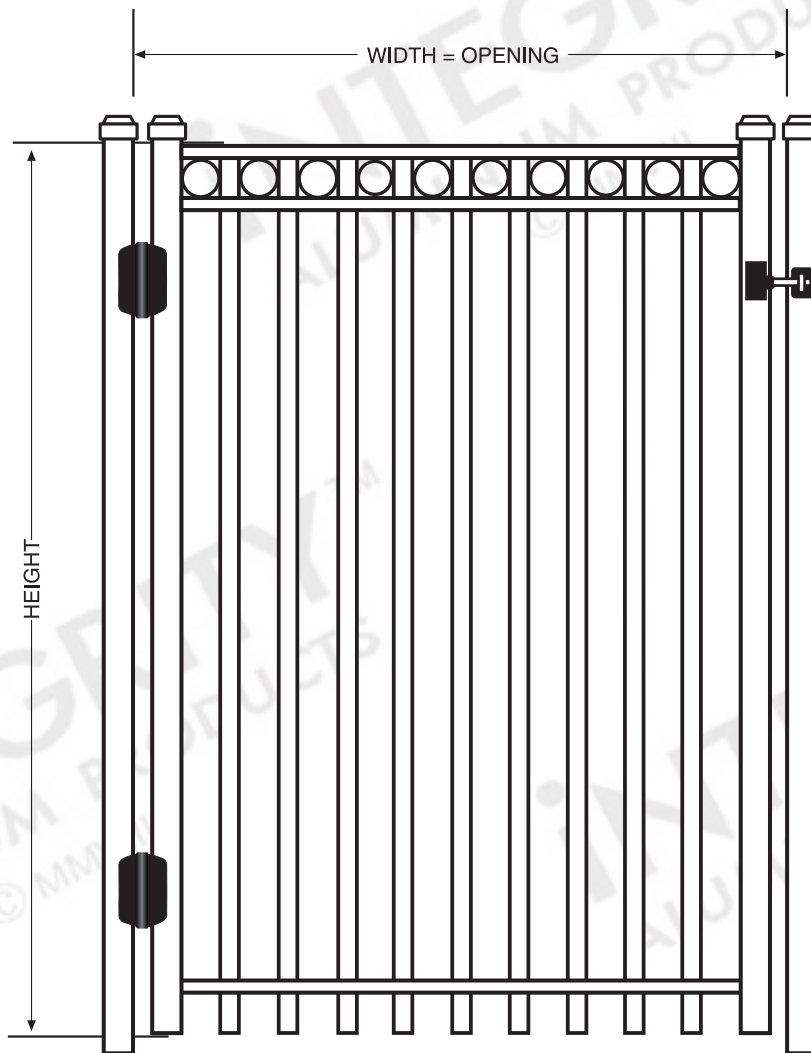
All Specifications Are Nominal



© 2009 Integrity Aluminum Products. Above schematic is intended as a representation only and is not to scale. www.integrityaluminumproducts.com



iNTEGRITY™
 ALUMINUM PRODUCTS
 800.762.8876



NAPA VALLEY™ Ultimate™ Walkway Gate

DIMENSIONS

The height and width dimensions for this gate are available in standardized one-foot increments but can be customized to meet unique requirements.

CONFIGURATION

This Ultimate™ Walkway Gate can be constructed as a double-leaf gate up to 28' in width. An optional U-frame or Mid-rail is also available.

HARDWARE

Gate latch and hinges sold separately and may vary depending on size of gate and posts. Suggestions provided.

SPECIFICATIONS


ULTIMATE GRADE

Posts Available	2½" x 2½" x .100 Wall 3" x 3" x .125 Wall 4" x 4" x .125 Wall
Gate Frame Uprights	2½" x 2½" x .100 Wall
Horizontal Rails Side Walls Top Walls	1 ⁵ / ₈ " x 1 ⁵ / ₈ " .100" .070"
Vertical Pickets Standard Spacing Extreme Spacing	1" x 1" x .062 Wall 3 ⁵ / ₈ " 1½" Available
Heights Available	Up to 10'
Widths Available	Up to 14'

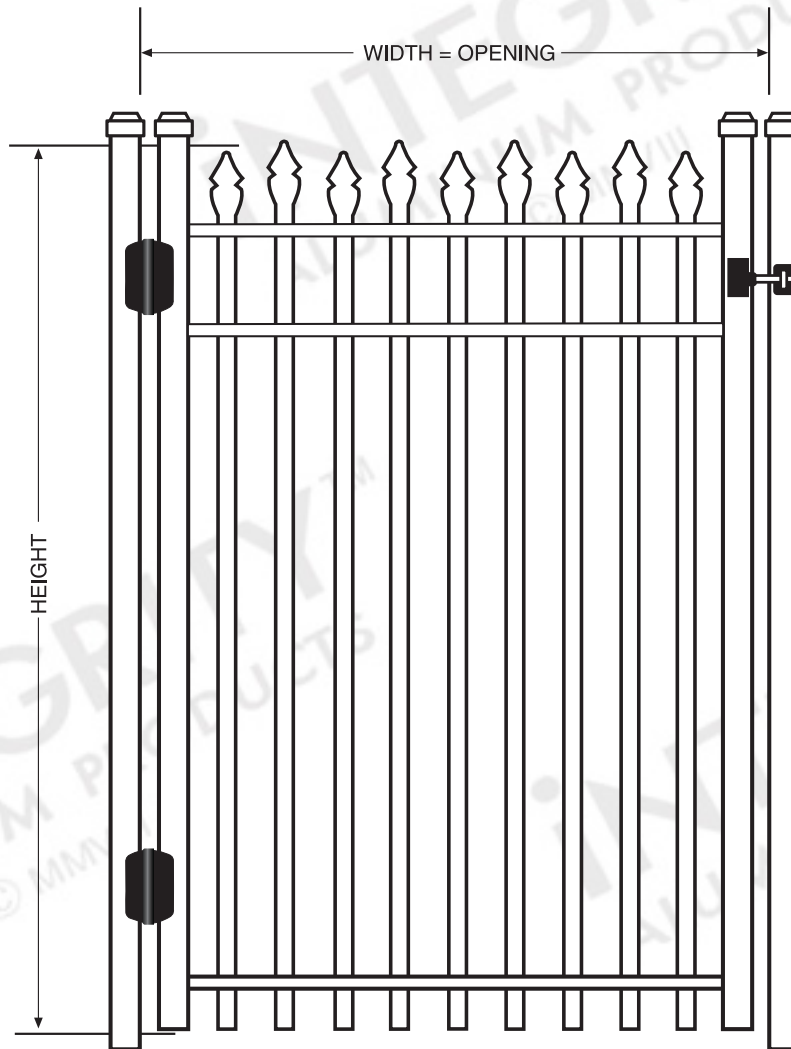
All Specifications Are Nominal



© 2009 Integrity Aluminum Products. Above schematic is intended as a representation only and is not to scale. www.integrityaluminumproducts.com



INTEGRITYTM
ALUMINUM PRODUCTS
800.762.8876



BELLA TERRATM UltimateTM Walkway Gate

DIMENSIONS

The height and width dimensions for this gate are available in standardized one-foot increments but can be customized to meet unique requirements.

CONFIGURATION

This UltimateTM Walkway Gate can be constructed as a double-leaf gate up to 28' in width. An optional U-frame or Mid-rail is also available.

HARDWARE

Gate latch and hinges sold separately and may vary depending on size of gate and posts. Suggestions provided.

SPECIFICATIONS


ULTIMATE GRADE

Posts Available	2½" x 2½" x .100 Wall 3" x 3" x .125 Wall 4" x 4" x .125 Wall
Gate Frame Uprights	2½" x 2½" x .100 Wall
Horizontal Rails Side Walls Top Walls	1⅝" x 1⅝" .100" .070"
Vertical Pickets Standard Spacing Extreme Spacing	1" x 1" x .062 Wall 3⅝" 1½" Available
Heights Available	Up to 10'
Widths Available	Up to 14'

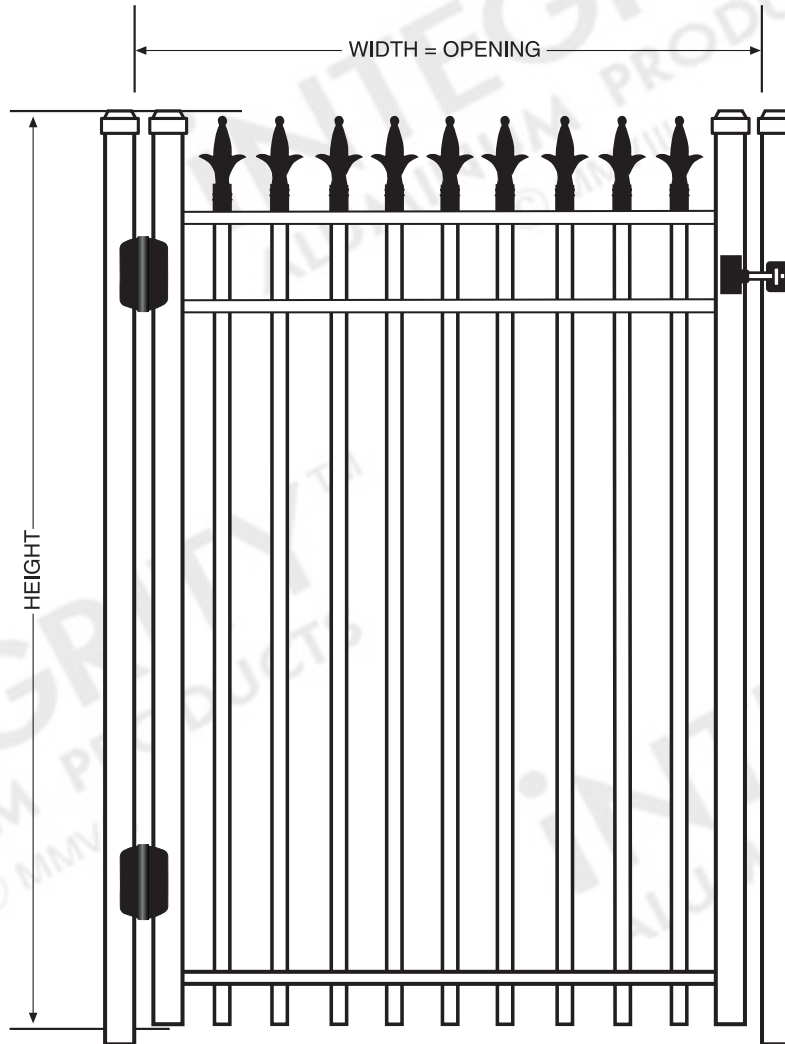
All Specifications Are Nominal



© 2009 Integrity Aluminum Products. Above schematic is intended as a representation only and is not to scale. www.integrityaluminumproducts.com



INTEGRITY™
ALUMINUM PRODUCTS
800.762.8876



CHARLEMAGNE™ Ultimate™ Walkway Gate

DIMENSIONS

The height and width dimensions for this gate are available in standardized one-foot increments but can be customized to meet unique requirements.

CONFIGURATION

This Ultimate™ Walkway Gate can be constructed as a double-leaf gate up to 28' in width. An optional U-frame or Mid-rail is also available.

HARDWARE

Gate latch and hinges sold separately and may vary depending on size of gate and posts. Suggestions provided.


SPECIFICATIONS

ULTIMATE GRADE

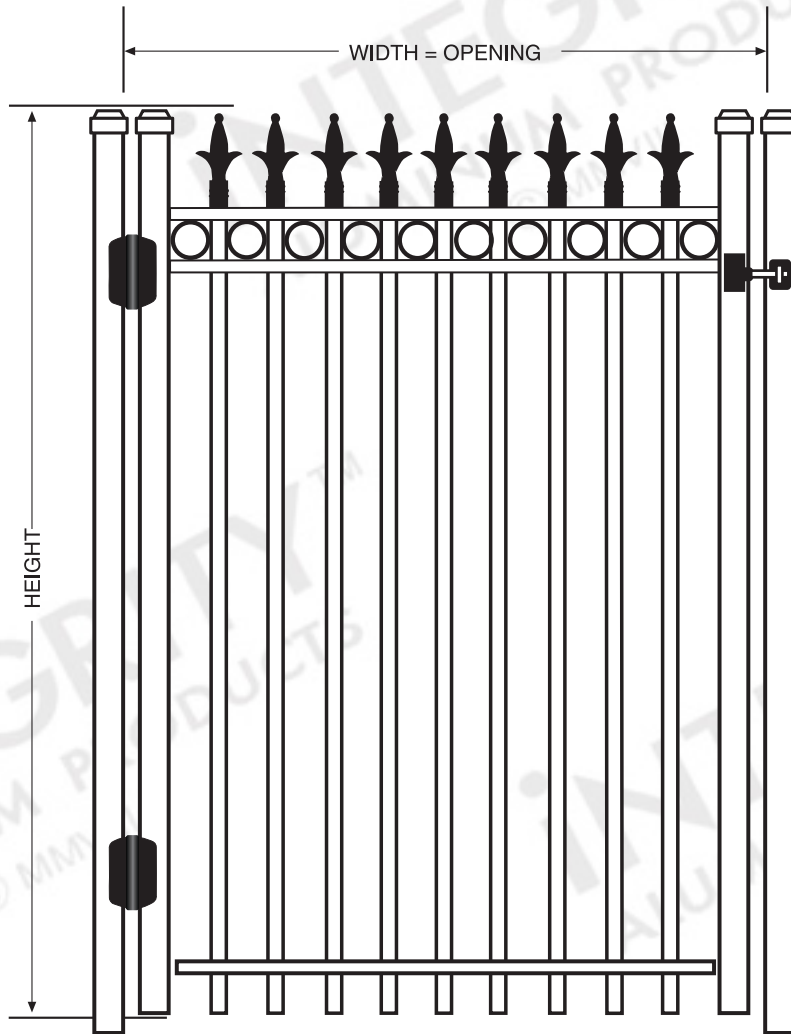
Posts Available	2½" x 2½" x .100 Wall 3" x 3" x .125 Wall 4" x 4" x .125 Wall
Gate Frame Uprights	2½" x 2½" x .100 Wall
Horizontal Rails Side Walls Top Walls	1⅝" x 1⅝" .100" .070"
Vertical Pickets Standard Spacing Extreme Spacing	1" x 1" x .062 Wall 3⅝" 1½" Available
Heights Available	Up to 10'
Widths Available	Up to 14'

All Specifications Are Nominal





iNTEGRITY™
 ALUMINUM PRODUCTS
 800.762.8876



PROVIDENCE™ Ultimate™ Walkway Gate

DIMENSIONS

The height and width dimensions for this gate are available in standardized one-foot increments but can be customized to meet unique requirements.

CONFIGURATION

This Ultimate™ Walkway Gate can be constructed as a double-leaf gate up to 28' in width. An optional U-frame or Mid-rail is also available.

HARDWARE

Gate latch and hinges sold separately and may vary depending on size of gate and posts. Suggestions provided.


SPECIFICATIONS

ULTIMATE GRADE

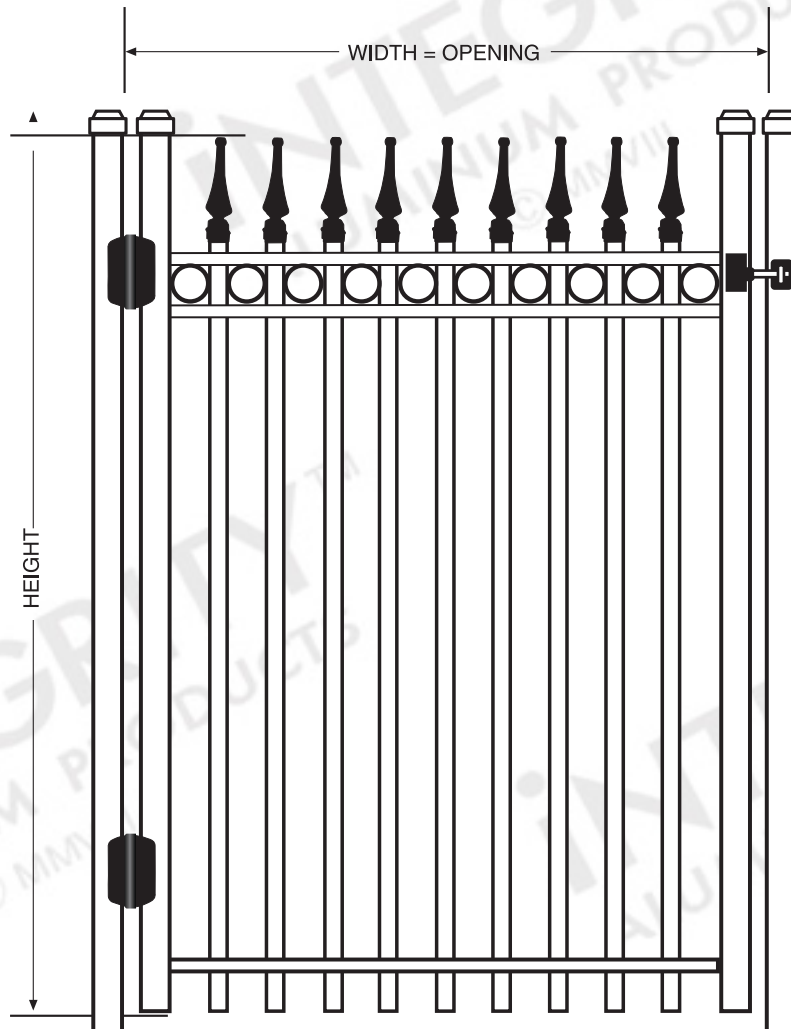
Posts Available	2½" x 2½" x .100 Wall 3" x 3" x .125 Wall 4" x 4" x .125 Wall
Gate Frame Uprights	2½" x 2½" x .100 Wall
Horizontal Rails Side Walls Top Walls	1⅝" x 1⅝" .100" .070"
Vertical Pickets Standard Spacing Extreme Spacing	1" x 1" x .062 Wall 3⅝" 1½" Available
Heights Available	Up to 10'
Widths Available	Up to 14'

All Specifications Are Nominal





iNTEGRITY™
 ALUMINUM PRODUCTS
 800.762.8876



CAMELOT™ Ultimate™ Walkway Gate

DIMENSIONS

The height and width dimensions for this gate are available in standardized one-foot increments but can be customized to meet unique requirements.

CONFIGURATION

This Ultimate™ Walkway Gate can be constructed as a double-leaf gate up to 28' in width. An optional U-frame or Mid-rail is also available.

HARDWARE

Gate latch and hinges sold separately and may vary depending on size of gate and posts. Suggestions provided.

SPECIFICATIONS


ULTIMATE GRADE

Posts Available	2½" x 2½" x .100 Wall 3" x 3" x .125 Wall 4" x 4" x .125 Wall
Gate Frame Uprights	2½" x 2½" x .100 Wall
Horizontal Rails Side Walls Top Walls	1⅝" x 1⅝" .100" .070"
Vertical Pickets Standard Spacing Extreme Spacing	1" x 1" x .062 Wall 3⅝" 1½" Available
Heights Available	Up to 10'
Widths Available	Up to 14'

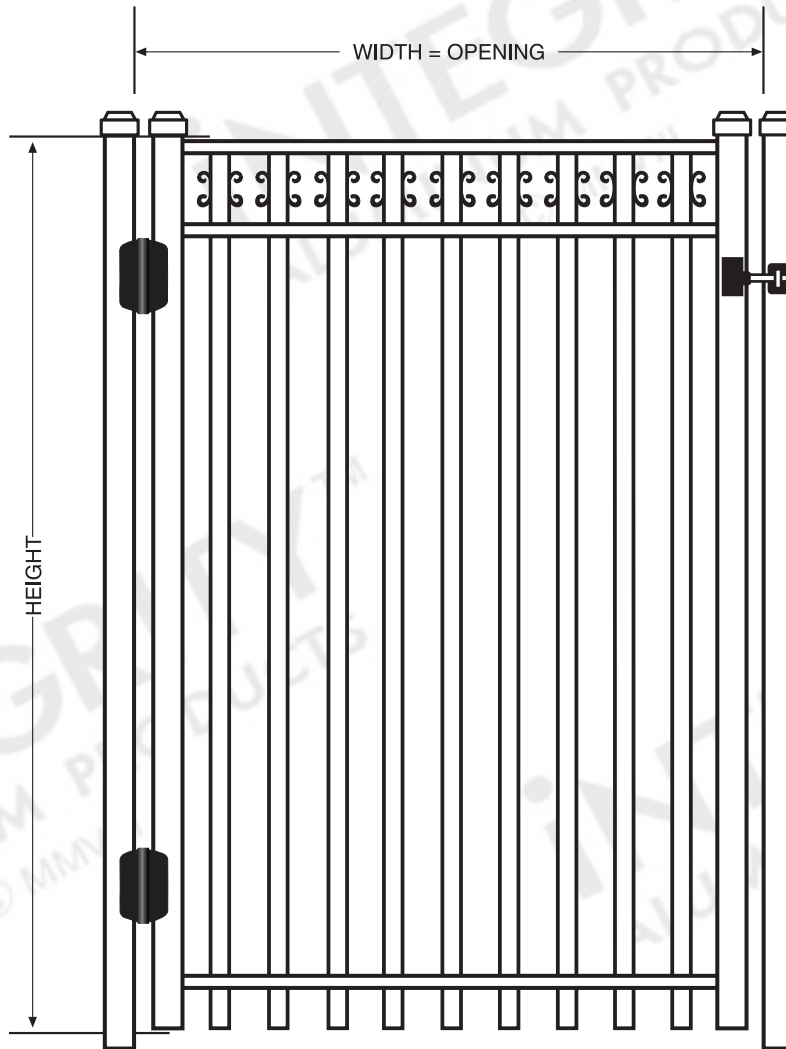
All Specifications Are Nominal



© 2009 Integrity Aluminum Products. Above schematic is intended as a representation only and is not to scale. www.integrityaluminumproducts.com



iNTEGRITY™
 ALUMINUM PRODUCTS
 800.762.8876



CAMARILLO™ Ultimate™ Walkway Gate

DIMENSIONS

The height and width dimensions for this gate are available in standardized one-foot increments but can be customized to meet unique requirements.

CONFIGURATION

This Ultimate™ Walkway Gate can be constructed as a double-leaf gate up to 28' in width. An optional U-frame or Mid-rail is also available.

HARDWARE

Gate latch and hinges sold separately and may vary depending on size of gate and posts. Suggestions provided.


SPECIFICATIONS

ULTIMATE GRADE

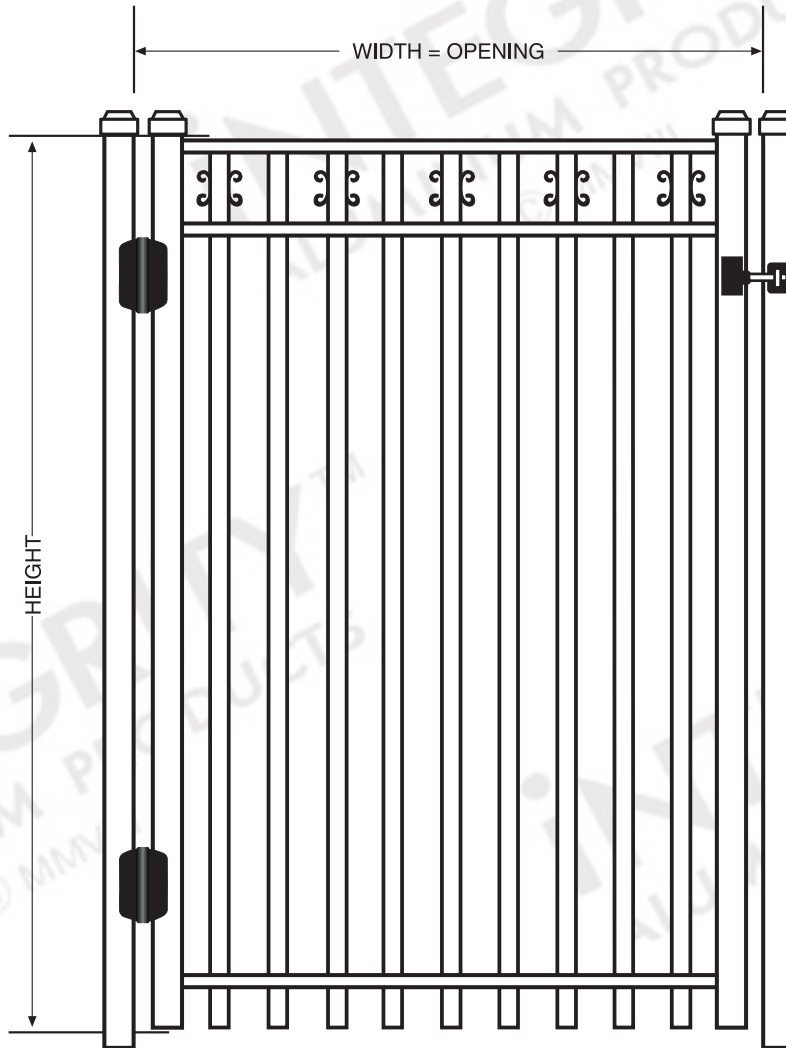
Posts Available	2½" x 2½" x .100 Wall 3" x 3" x .125 Wall 4" x 4" x .125 Wall
Gate Frame Uprights	2½" x 2½" x .100 Wall
Horizontal Rails Side Walls Top Walls	1⅝" x 1⅝" .100" .070"
Vertical Pickets Standard Spacing Extreme Spacing	1" x 1" x .062 Wall 3⅝" 1½" Available
Heights Available	Up to 10'
Widths Available	Up to 14'

All Specifications Are Nominal





iNTEGRITY™
 ALUMINUM PRODUCTS
 800.762.8876



AMARILLO™ Ultimate™ Walkway Gate

DIMENSIONS

The height and width dimensions for this gate are available in standardized one-foot increments but can be customized to meet unique requirements.

CONFIGURATION

This Ultimate™ Walkway Gate can be constructed as a double-leaf gate up to 28' in width. An optional U-frame or Mid-rail is also available.

HARDWARE

Gate latch and hinges sold separately and may vary depending on size of gate and posts. Suggestions provided.

SPECIFICATIONS


ULTIMATE GRADE

Posts Available	2½" x 2½" x .100 Wall 3" x 3" x .125 Wall 4" x 4" x .125 Wall
Gate Frame Uprights	2½" x 2½" x .100 Wall
Horizontal Rails Side Walls Top Walls	1⅝" x 1⅝" .100" .070"
Vertical Pickets Standard Spacing Extreme Spacing	1" x 1" x .062 Wall 3⅝" 1½" Available
Heights Available	Up to 10'
Widths Available	Up to 14'

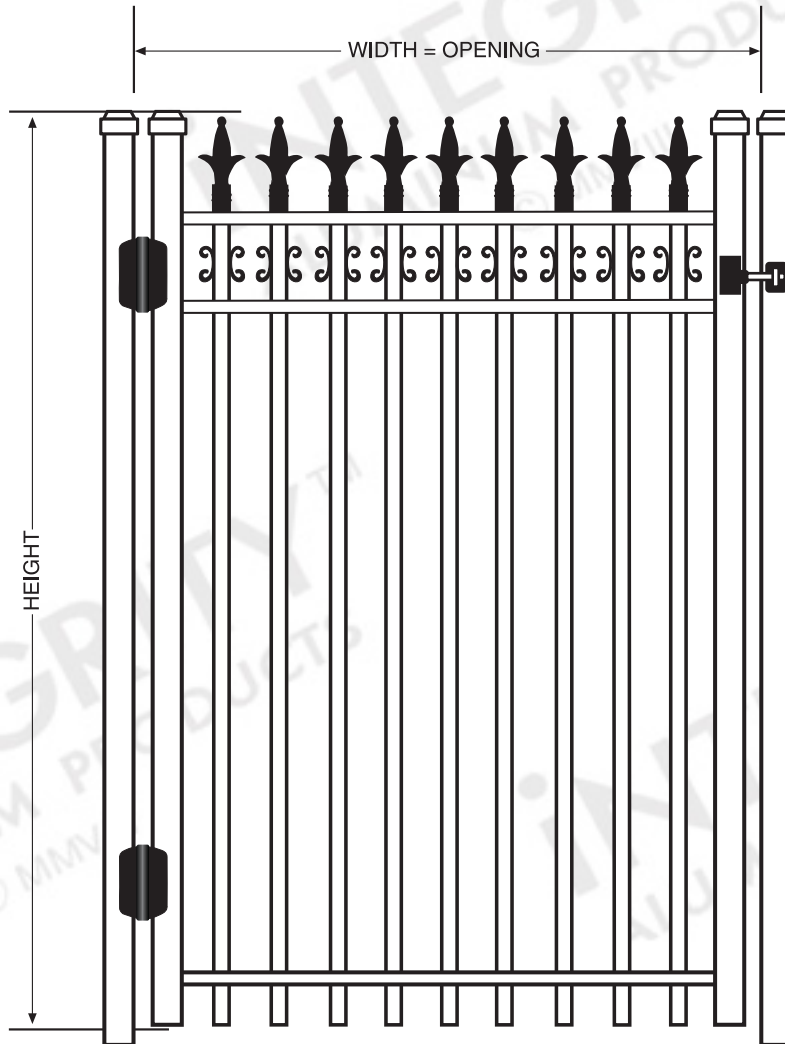
All Specifications Are Nominal



© 2009 Integrity Aluminum Products. Above schematic is intended as a representation only and is not to scale. www.integrityaluminumproducts.com



iNTEGRITY™
 ALUMINUM PRODUCTS
 800.762.8876



VALENCIA™ Ultimate™ Walkway Gate

DIMENSIONS

The height and width dimensions for this gate are available in standardized one-foot increments but can be customized to meet unique requirements.

CONFIGURATION

This Ultimate™ Walkway Gate can be constructed as a double-leaf gate up to 28' in width. An optional U-frame or Mid-rail is also available.

HARDWARE

Gate latch and hinges sold separately and may vary depending on size of gate and posts. Suggestions provided.


SPECIFICATIONS

ULTIMATE GRADE

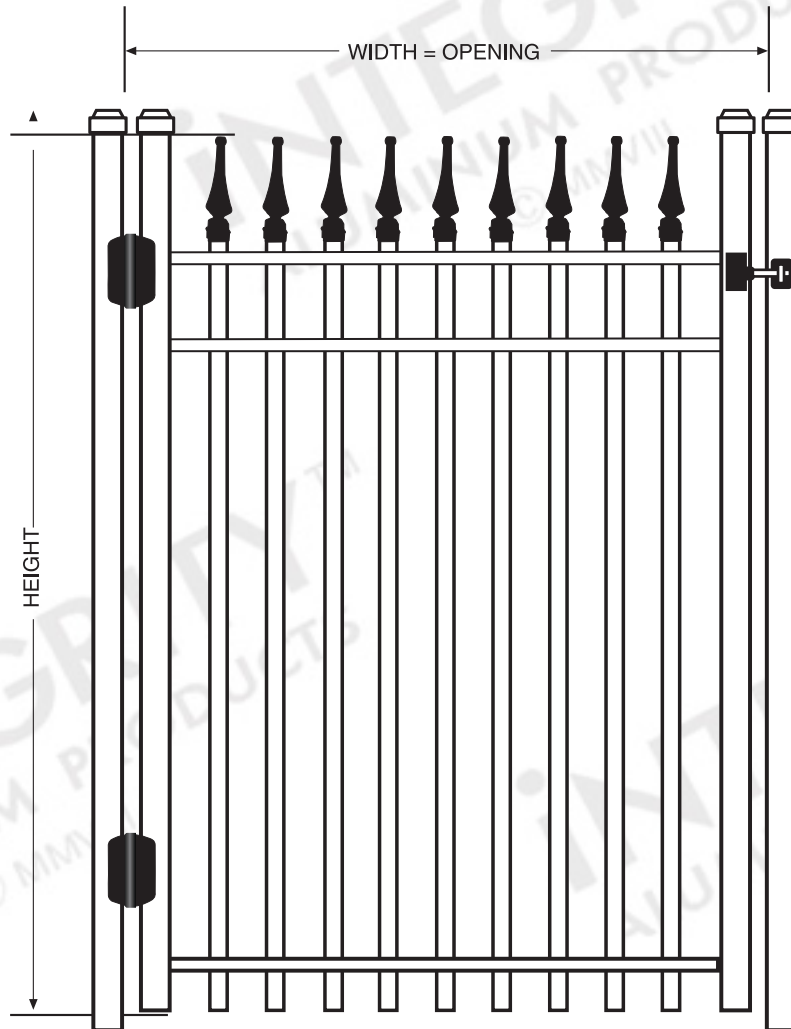
Posts Available	2½" x 2½" x .100 Wall 3" x 3" x .125 Wall 4" x 4" x .125 Wall
Gate Frame Uprights	2½" x 2½" x .100 Wall
Horizontal Rails Side Walls Top Walls	1⅝" x 1⅝" .100" .070"
Vertical Pickets Standard Spacing Extreme Spacing	1" x 1" x .062 Wall 3⅝" 1½" Available
Heights Available	Up to 10'
Widths Available	Up to 14'

All Specifications Are Nominal





iNTEGRITY™
 ALUMINUM PRODUCTS
 800.762.8876



MISSION POINT™ Ultimate™ Walkway Gate

DIMENSIONS

The height and width dimensions for this gate are available in standardized one-foot increments but can be customized to meet unique requirements.

CONFIGURATION

This Ultimate™ Walkway Gate can be constructed as a double-leaf gate up to 28' in width. An optional U-frame or Mid-rail is also available.

HARDWARE

Gate latch and hinges sold separately and may vary depending on size of gate and posts. Suggestions provided.


SPECIFICATIONS

ULTIMATE GRADE

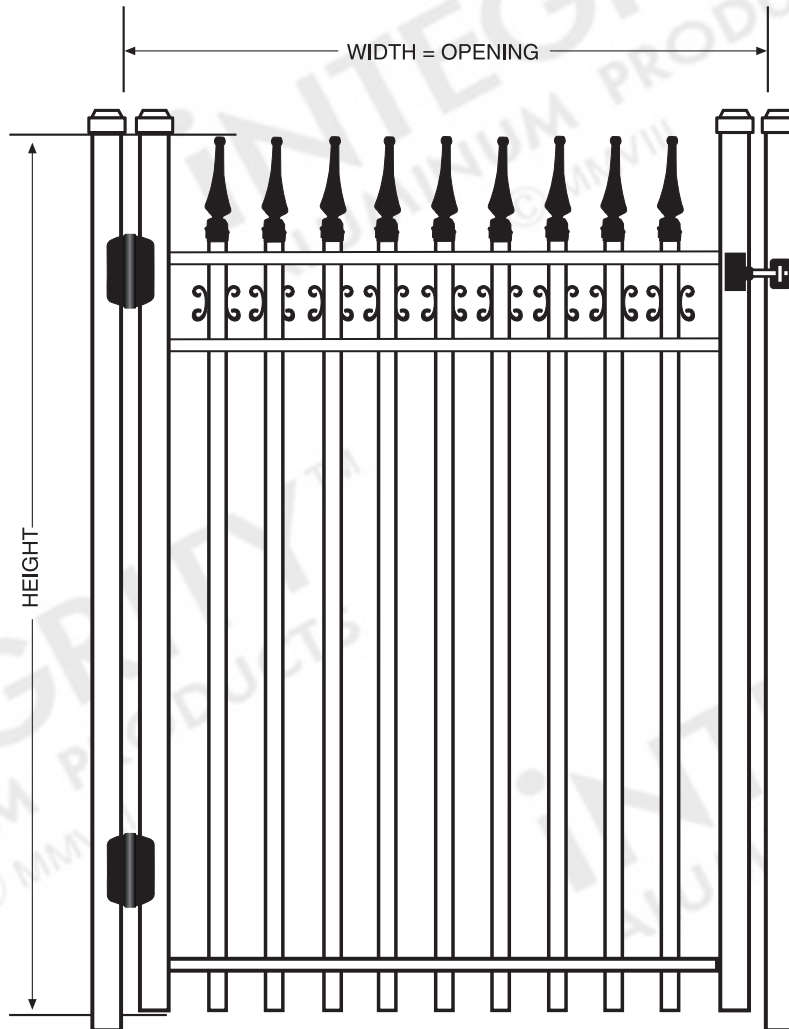
Posts Available	2½" x 2½" x .100 Wall 3" x 3" x .125 Wall 4" x 4" x .125 Wall
Gate Frame Uprights	2½" x 2½" x .100 Wall
Horizontal Rails Side Walls Top Walls	1⅝" x 1⅝" .100" .070"
Vertical Pickets Standard Spacing Extreme Spacing	1" x 1" x .062 Wall 3⅝" 1½" Available
Heights Available	Up to 10'
Widths Available	Up to 14'

All Specifications Are Nominal





iNTEGRITY™
ALUMINUM PRODUCTS
800.762.8876



CASTILE™ Ultimate™ Walkway Gate

DIMENSIONS

The height and width dimensions for this gate are available in standardized one-foot increments but can be customized to meet unique requirements.

CONFIGURATION

This Ultimate™ Walkway Gate can be constructed as a double-leaf gate up to 28' in width. An optional U-frame or Mid-rail is also available.

HARDWARE

Gate latch and hinges sold separately and may vary depending on size of gate and posts. Suggestions provided.


SPECIFICATIONS

ULTIMATE GRADE

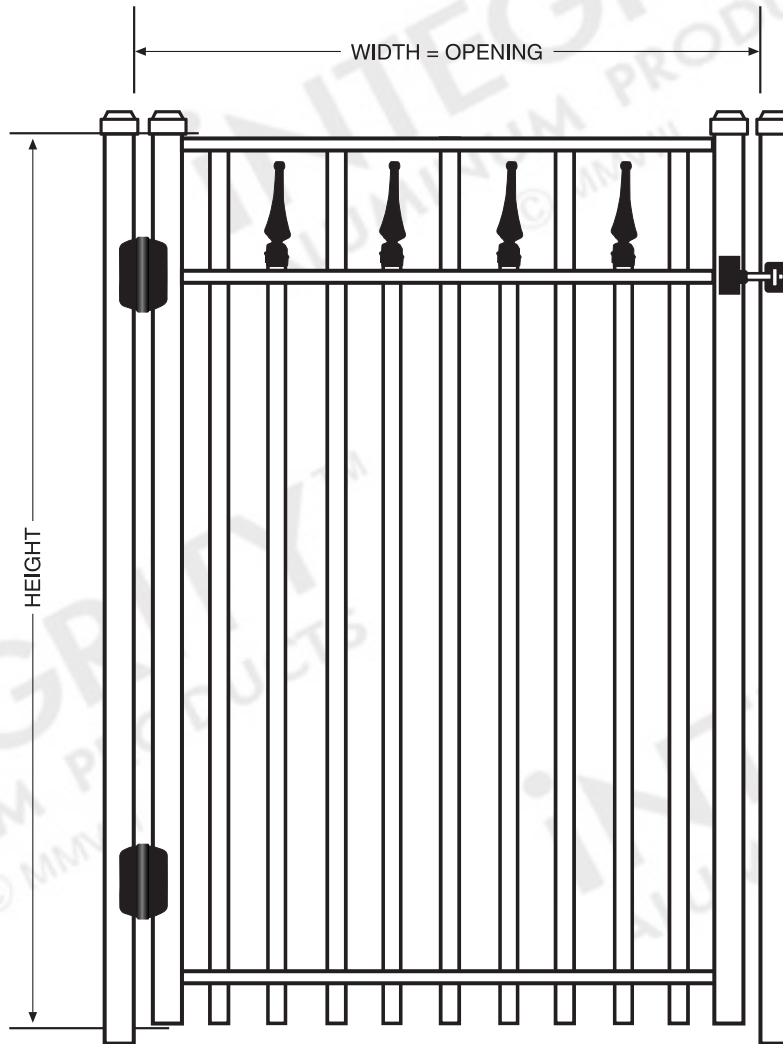
Posts Available	2½" x 2½" x .100 Wall 3" x 3" x .125 Wall 4" x 4" x .125 Wall
Gate Frame Uprights	2½" x 2½" x .100 Wall
Horizontal Rails Side Walls Top Walls	1 ⁵ / ₈ " x 1 ⁵ / ₈ " .100" .070"
Vertical Pickets Standard Spacing Extreme Spacing	1" x 1" x .062 Wall 3 ⁵ / ₈ " 1½" Available
Heights Available	Up to 10'
Widths Available	Up to 14'

All Specifications Are Nominal





iNTEGRITY™
 ALUMINUM PRODUCTS
 800.762.8876



EXCELSIOR™ Ultimate™ Walkway Gate

DIMENSIONS

The height and width dimensions for this gate are available in standardized one-foot increments but can be customized to meet unique requirements.

CONFIGURATION

This Ultimate™ Walkway Gate can be constructed as a double-leaf gate up to 28' in width. An optional U-frame or Mid-rail is also available.

HARDWARE

Gate latch and hinges sold separately and may vary depending on size of gate and posts. Suggestions provided.

SPECIFICATIONS

ULTIMATE GRADE

Posts Available	2½" x 2½" x .100 Wall 3" x 3" x .125 Wall 4" x 4" x .125 Wall
Gate Frame Uprights	2½" x 2½" x .100 Wall
Horizontal Rails Side Walls Top Walls	1⅝" x 1⅝" .100" .070"
Vertical Pickets Standard Spacing Extreme Spacing	1" x 1" x .062 Wall 3⅝" 1½" Available
Heights Available	Up to 10'
Widths Available	Up to 14'

All Specifications Are Nominal

